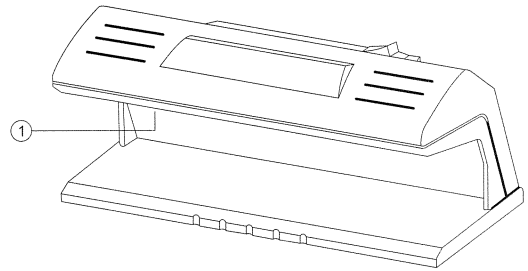
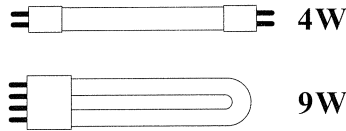


PROFESSIONAL ULTRAVIOLET MONEY DETECTOR

The Professional Ultraviolet Money Detector according to all kinds of banknotes features to detect. It has the latest design to avoid your eye expose directly to the ultraviolet light because it will damage your eyes. Furthermore with accurate detection and convenient use. Therefore it is a good detecting assistant..

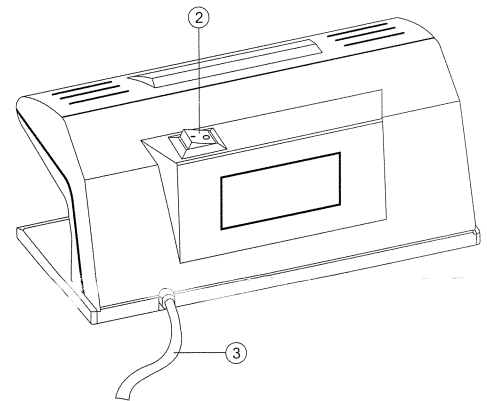
1.0 External Introduction

- 1) Ultraviolet tube (4W or 9W)
- 2) Power Switch
- 3) Power cord



2.0 Technical Specification

- 1) Ambient Temperature: 0~40°C
Ambient Humidity: $\leq 85\%$
Sunlight strength: 200~800LX
- 2) Power Voltage: 110V60Hz or 220V50Hz $\pm 10\%$
- 3) Power Consumption: 5W or 10W
- 4) Unit Dimension: 180x90x80mm
- 5) Packing Dimension: 193x95x90mm



3.0 Ultraviolet Detection

- Under ultraviolet lamp, something have fluorescent reaction when they are with fluorescent ink (fluorescent powder) or fiber. According to this principia, the ultraviolet lamp can detect out the counterfeit money, stock, note, credit card, traveling, cheque, fluorescent stamps , fluorescent mark and other legal document etc. Furthermore it can check and sort out all kinds of man-made fiber and its promiscuous degree.
- Because the ultraviolet reaction in the front and back of banknote is different, the banknote must be turned back to detect once again to avoid the suspect banknote is passed.

4.0 Remarks for Maintenance

- Please avoid using the unit under a strong sunlight, since it will affect the definition of ultraviolet reaction
- Avoid using the unit in high or dank work circumstance.
- Clean the dust on the ultraviolet tube regularly with towel to avoid affecting the detection result.
- The power must be cut off when finishing detection to avoid affecting the ultraviolet life.
- Please disconnect the power cord under cleaning and maintenance or don't use the unit for long time.